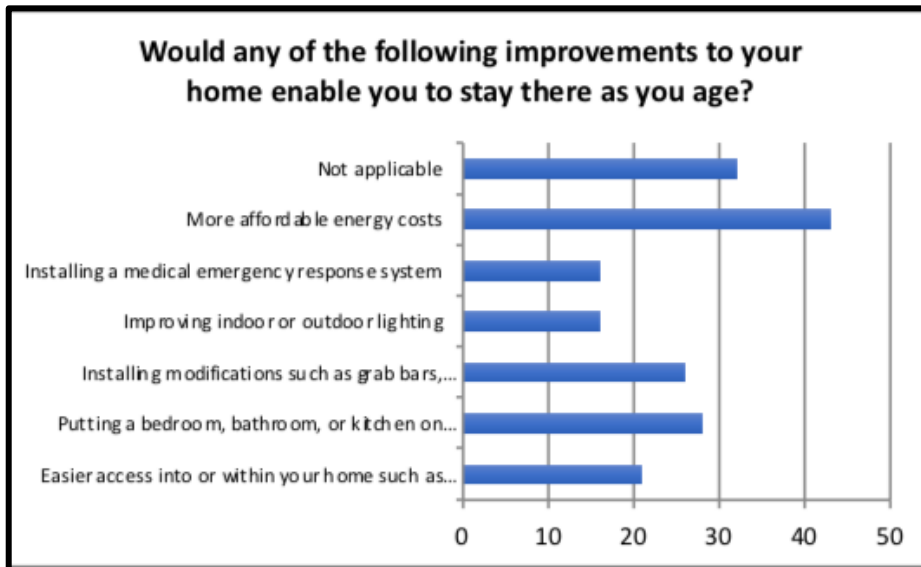
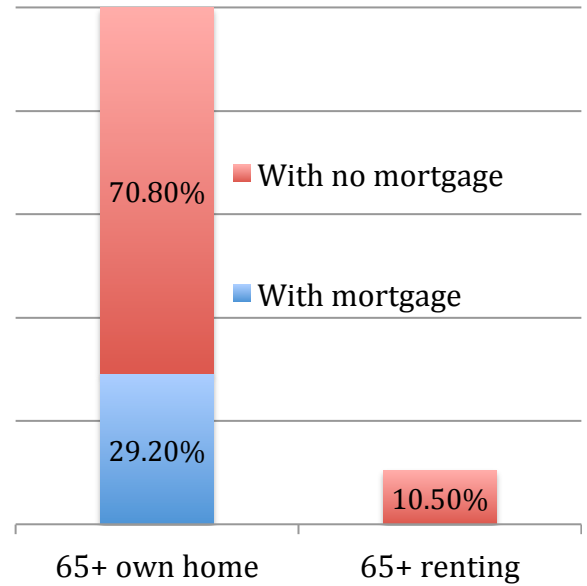
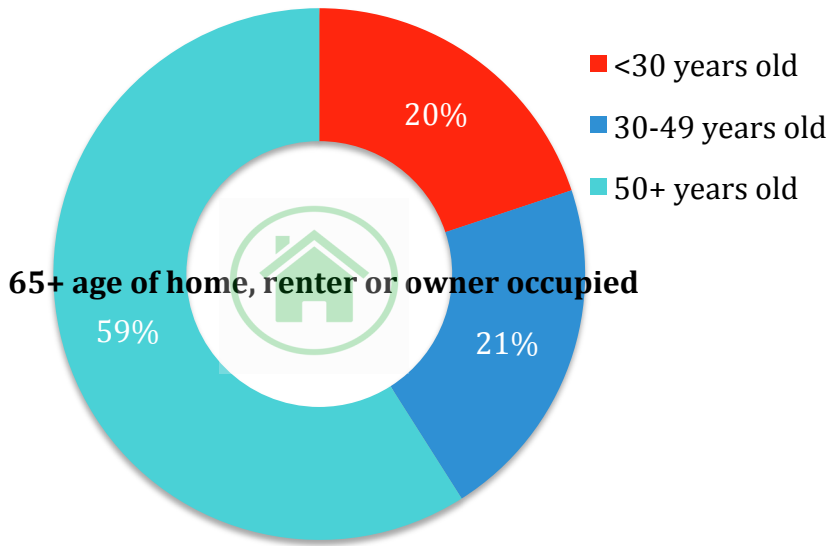


Eastport Housing Dashboard



Households with one or more people age 60 or over		
Eastport	400	63%
Washington County	6,852	49.6%
Maine	243,337	44%

	Eastport		Washington Cty.		Maine	
	#	%	#	%	#	%
65+ renters spending 30% or more of household income for rent	22	48.9%	325	41.5%	15,630	46.5%
60+ Median monthly owner costs with mortgage			\$997		\$1,277	
60+ Median monthly owner costs with no mortgage			\$415		\$503	
60+ Owner Occupied Housing, spending 30% or more on housing				25.4%		26.0%
60+ Renter Occupied Housing, spending 30% or more on housing				42.9%		46.0%
Vacant housing units for seasonal, recreational, or occasional use	234		6,475		130,354	
Subsidized properties	4					
With Resident Service Coordinators	0					
With on-site programming or transportation	0					
Heating Assistance - Town	6 hh					
Heating Assistance - LiHEAP	57 hh		3,057 hh			